

GOOGLE TRANSLATE
PICTURE & VOICE
ACTIVITY

*THIS IS FOR PERSONAL USE.
IF YOU OR FRIENDS WOULD LIKE A COPY PLEASE VISIT MY TPT STORE
AT
[HTTP://WWW.TEACHERSPAYTEACHERS.COM/STORE/SRTA-LIBERTAD](http://www.teacherspayteachers.com/store/srta-libertad) OR
PURCHASE MORE THAN 1 LICENSE.
PLEASE GIVE ME FEEDBACK AND LET ME KNOW WHAT YOU THINK. 😊*

DIRECTIONS:

MATERIALS/ PREP: IPAD, TABLET, OR CELL PHONE. YOU'LL NEED ACCESS TO WIFI NOT ONLY IN YOUR CLASSROOM, BUT AROUND YOUR BUILDING. ALSO, MAKE SURE THE LATEST VERSION OF GOOGLE TRANSLATE IS ON THE DEVICES. POSTERS IN WORLD LANGUAGE SHOULD BE DISPLAYED IN YOUR ROOM, AND DECIDE A LOCATION WHERE DEVICES WORK WITH ENGLISH POSTERS DISPLAYED (I.E. – HALLWAY, LUNCHROOM, ETC.)

STUDENTS WILL BE EXPLORING THE NEW FEATURES OF GOOGLE PICTURE/VOICE ON THE APP GOOGLE TRANSLATE. THE PURPOSE IS FOR STUDENTS TO SEE HOW THEY CANNOT RELY SOLELY ON A TRANSLATION DEVICE. STUDENTS USE GOOGLE TRANSLATE BY FIRST TAKING PICTURES IN FOREIGN LANGUAGE & TRANSLATING. THEN THEY GOT ON A "FIELD TRIP" AROUND THE SCHOOL FINDING ENGLISH POSTERS TO TRANSLATE. THEY THEN COMPARE/CONTRAST ON THE ACCURACY OF THIS APPLICATION. THEN THEY EXPLORE THE VOICE ASPECT OF THE APPLICATION TO CHECK TO SEE IF THIS WORKS. LASTLY STUDENTS WRITE (& DISCUSS) HOW BEING FLUENT IS MORE HELPFUL THAN THE APP.

VISIT MY BLOG HERE FOR MORE DETAILS:

WWW.LASENORITALIBERTAD.BLOGSPOT.COM

GOOGLE TRANSLATE

PHOTO & VOICE ACTIVITY

GOOGLE TRANSLATE HAS THE ABILITY TO TAKE PHOTOS NOW, ALONG WITH VOICE RECORDINGS. DO YOU THINK THAT THESE ARE AS ACCURATE AS BECOMING FLUENT IN A LANGUAGE? WILL IT BE ABLE TO TRANSLATE ACCURATELY IN BOTH LANGUAGES? LET'S FIND OUT...

PICTURE





PASO UNO (STEP ONE): CLICK ON THE "GOOGLE TRANSLATE APP" ON THE IPAD.

PASO DOS (STEP TWO): CLICK ON THE CAMERA ICON.

PASO TRES (STEP THREE): NOW, CHOOSE A **SPANISH** POSTER IN YOUR CLASSROOM. *CHECK TO MAKE SURE TO CHANGE THE LANGUAGE AT THE TOP IS SPANISH --> ENGLISH*

FOLLOWING DIRECTIONS ON SCREEN, TRANSLATE THE POSTER INTO ENGLISH. DO THIS FOR AT LEAST 4 POSTERS.

WRITE THE ENGLISH TRANSLATIONS IN THE BOXES BELOW:



CUATRO (STEP FOUR): NOW, FIND AT LEAST 4 ENGLISH POSTERS IN THE LOCATIONS THAT YOUR TEACHER GIVES YOU ACCESS TO.

***FOLLOW THE PREVIOUS STEPS, BUT MAKE SURE TO CHANGE THE LANGUAGE AT THE TOP TO
ENGLISH → SPANISH*

WRITE THE SPANISH TRANSLATIONS IN THE BOXES BELOW:



LIST EXTRA TRANSLATIONS BELOW:

VOICE

PASO UNO (STEP ONE): ONCE YOU'VE MET UP WITH YOUR ASSIGNED PARTNER, YOU BOTH NEED TO CREATE AN INTERPERSONAL CONVERSATION (DIALOGUE). ONE PERSON IS A & ONE PERSON IS B. IT SHOULD CONTAIN THE FOLLOWING:

- ✓ A GREETING
- ✓ A QUESTION & ANSWER ABOUT TIME
- ✓ A QUESTION & ANSWER ABOUT ORIGIN

- ✓ A QUESTION & ANSWER ABOUT BIRTHDAYS / AGE

- ✓ A QUESTION & ANSWER ABOUT YOUR LIKES / DISLIKES
- ✓ A GOODBYE

EACH PERSON
SHOULD ASK &
ANSWER 2
QUESTIONS!

PASO DOS (STEP TWO): CLICK ON THE MICROPHONE ICON IN THE GOOGLE TRANSLATE HOME PAGE (CLICK ON THE HOUSE TO BE IN THE HOME PAGE). MAKE SURE THAT THE LANGUAGES AT THE BOTTOM STATE **SPANISH → ENGLISH**.

WRITE PASO UNO DIALOGUE HERE

WRITE GOOGLE'S ENGLISH VERSION HERE

--	--



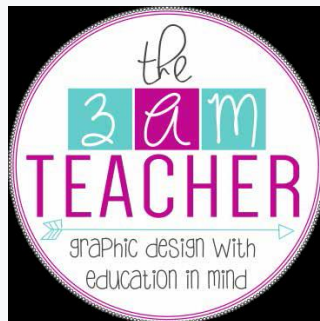
WAS GOOGLE TRANSLATE CORRECT 100% OF THE TIME?
DO YOU THINK THAT THIS APP WILL WORK EVERYWHERE YOU GO?
IS THIS APP AS EFFECTIVE AS BECOMING FLUENT IN A LANGUAGE?
DO YOU THINK NATIVE SPEAKERS WOULD BE OFFENDED IF YOU USED THIS? **EXPLAIN.**

FONTS:

[HTTP://WWW.FONTSQLIRREL.COM/FONTS/MATHLETE](http://www.fontsquirrel.com/fonts/mathlete)
[HTTP://WWW.FONTSQLIRREL.COM/FONTS/CAVIAR-DREAMS](http://www.fontsquirrel.com/fonts/caviar-dreams)

*USED UNDER FREE COMMERCIAL LICENSE

BORDERS USED:



© 2013 GRAPHICS CREATED BY THE 3AM TEACHER [HTTP://THE3AMTEACHER.BLOGSPOT.COM/](http://the3amteacher.blogspot.com/)